

02/08/2021

### BENEFICIARIES ENROLLED IN HELIOS

**32380**

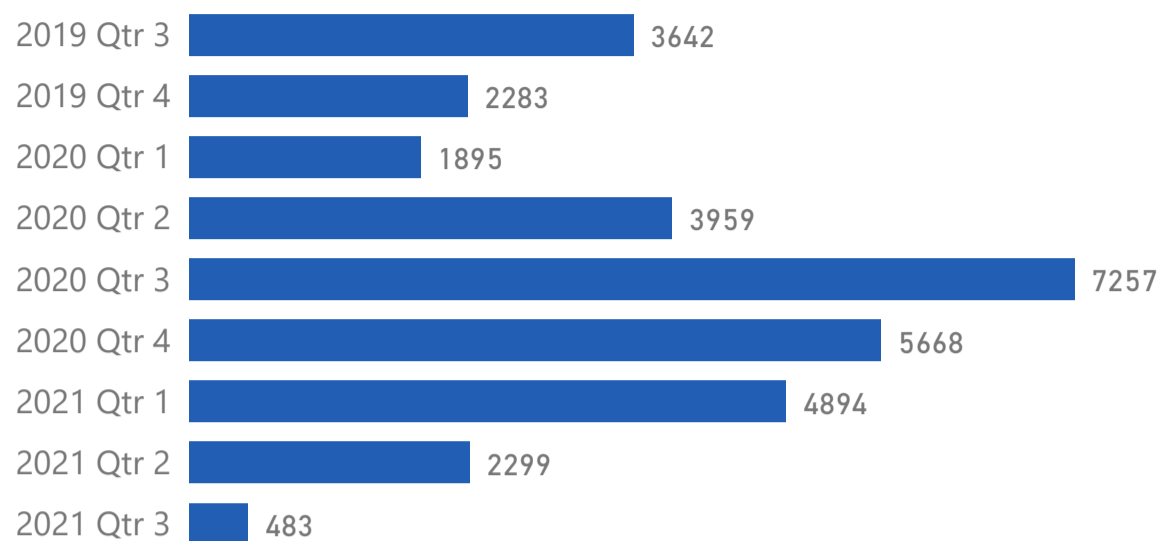
SITES  
36.03%

ESTIA  
31.04%

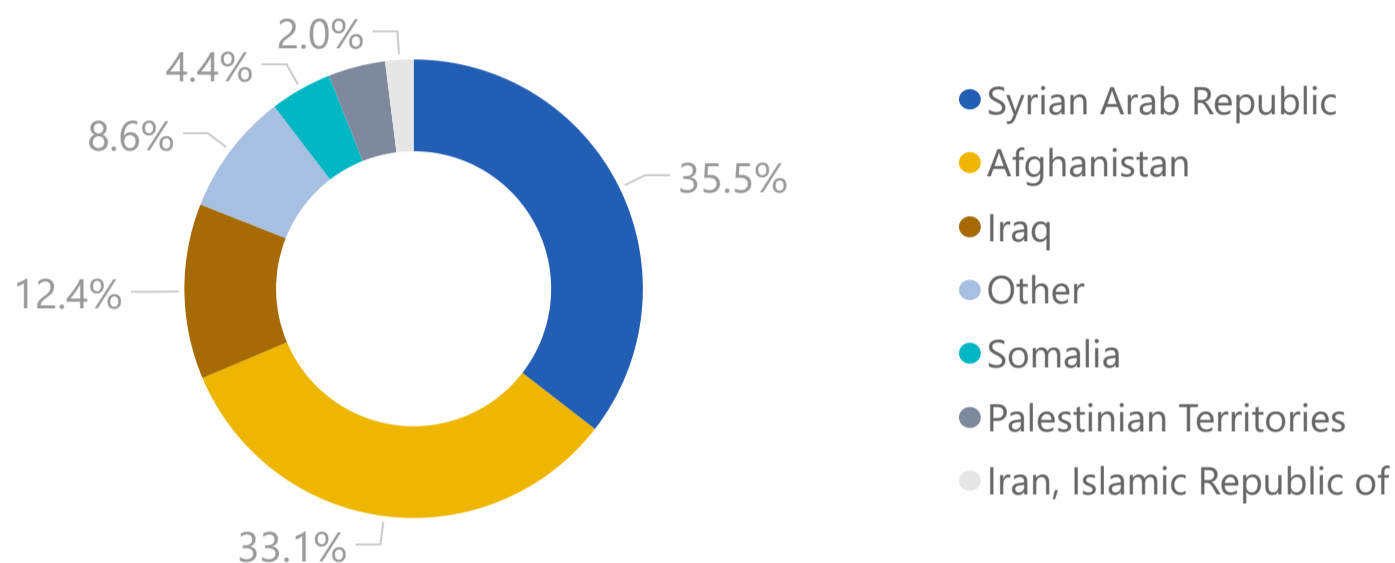
RIC  
17.98%

IOM HOTELS  
14.95%

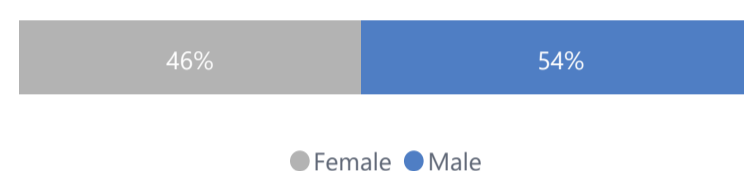
### NEW ENROLLMENTS PER QUARTER



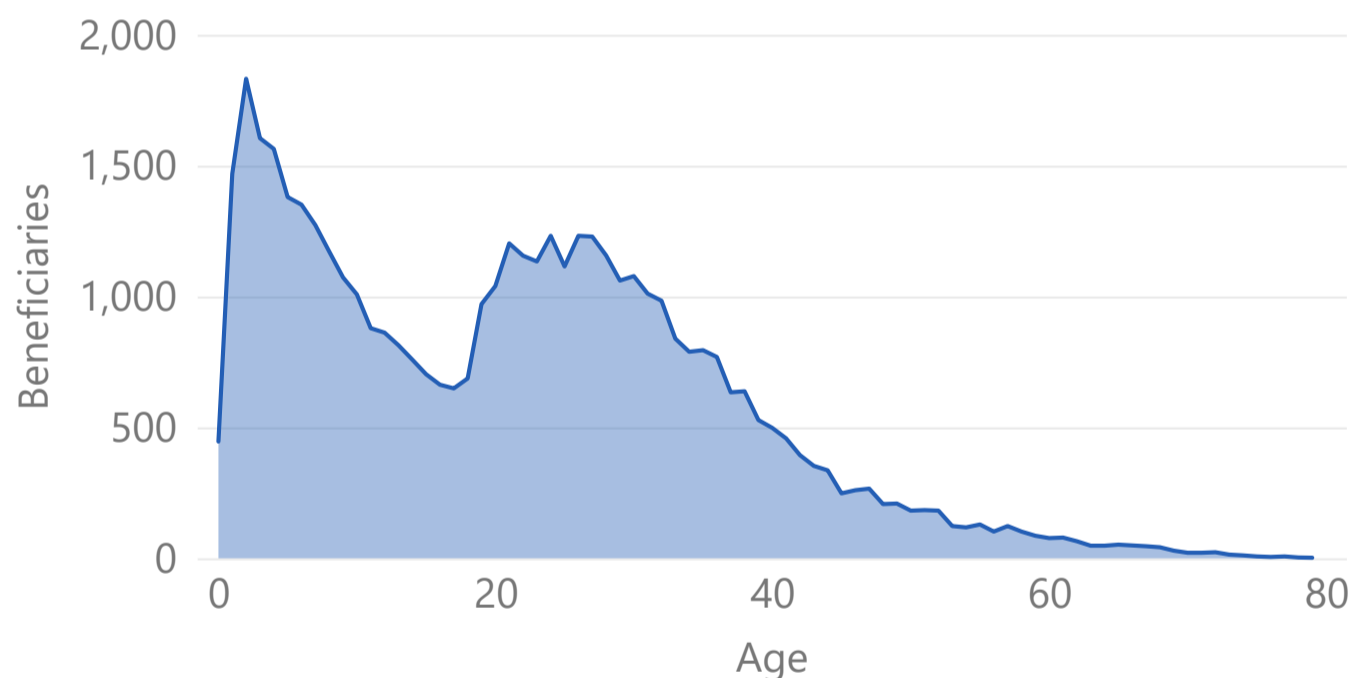
### ENROLLMENT PER COUNTRY OF ORIGIN



### ENROLLMENT PER GENDER



### AGE OF THE ENROLLED HELIOS POPULATION



### ENROLLMENT PER REGION

Attica	9966
Central Macedonia	6548
North Aegean	5778
Epirus	1874
Central Greece	1848
Thessaly	1325
Western Macedonia	1057
Eastern Macedonia and Thrace	1031
South Aegean	964
Peloponnese	810
Crete	808
West Greece	371
<b>Total</b>	<b>32380</b>

### ACCOMMODATION SUPPORT

	TOTAL #	CURRENT #
Households benefitting from HELIOS Rental Subsidies	5983	2571
Individuals benefitting from HELIOS Rental Subsidies	15,132	6393
Helios Unique Houses	4295	1846

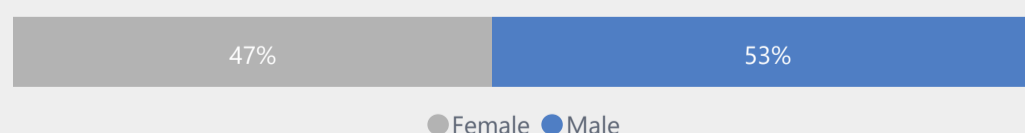
### PREVIOUS ACCOMMODATION SCHEME

ESTIA	27.61%
IOM HOTELS	34.06%
RIC	20.81%
SITES	17.52%

Adult Population Benefitted from Accommodation Workshops

**8673**

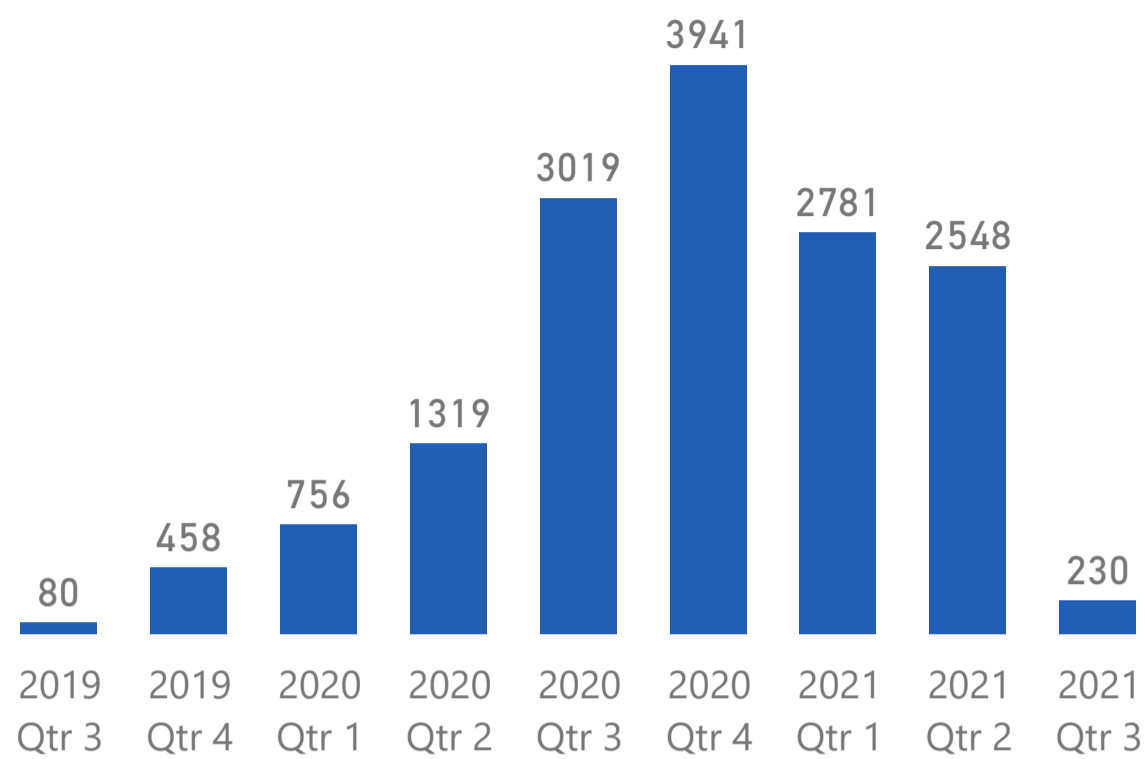
### RENTAL SUBSIDIES PER GENDER



### INTEGRATION LEARNING CENTERS

Athens (5) | Thessaloniki (3) | Larissa | Trikala | Karditsa | Heraklion | Chania | Sitia | Tripoli  
Ioannina | Kilkis | Katerini | Livadia

### BENEFICIARIES WITH NEW LEASE AGREEMENTS PER QUARTER



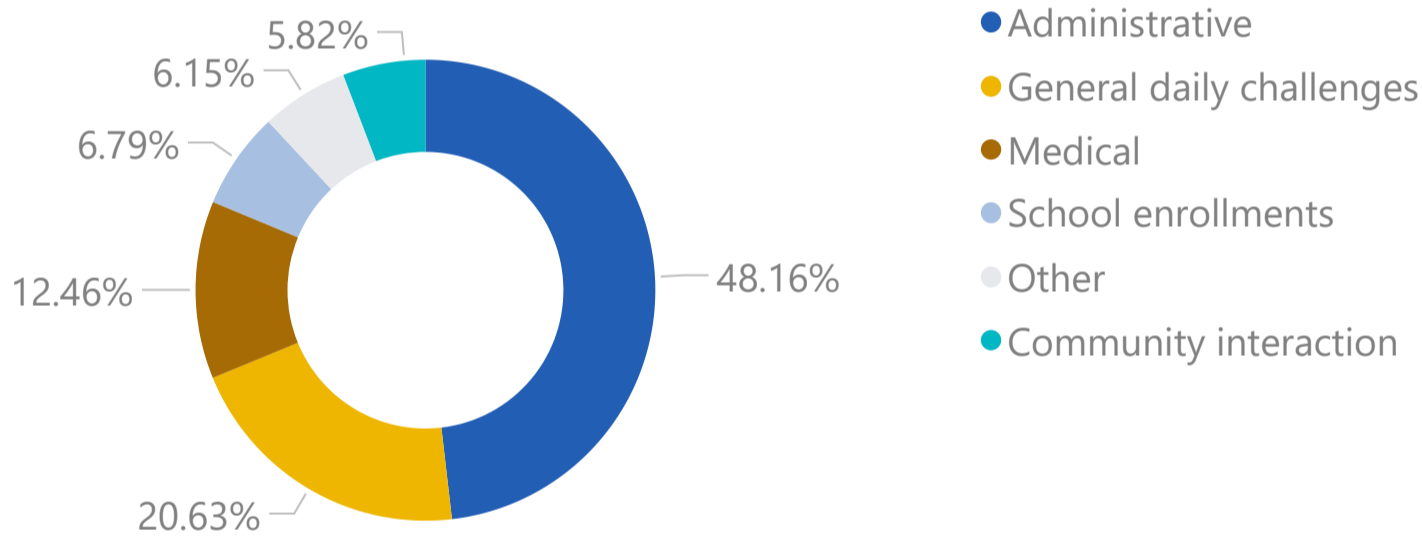
### DISTRIBUTION OF BENEFICIARIES WITH LEASE AGREEMENTS PER REGION

Region	Percentage
Attica	51.91%
Central Macedonia	18.87%
Crete	5.91%
Epirus	5.44%
West Greece	3.59%
North Aegean	3.52%
Thessaly	2.47%
Central Greece	2.43%
South Aegean	2.19%
Western Macedonia	1.53%
Eastern Macedonia and Thrace	1.18%
Peloponnese	0.95%

### INTEGRATION MONITORING

Number of Sessions  
**12723**

#### TYPE OF SUPPORT PROVIDED

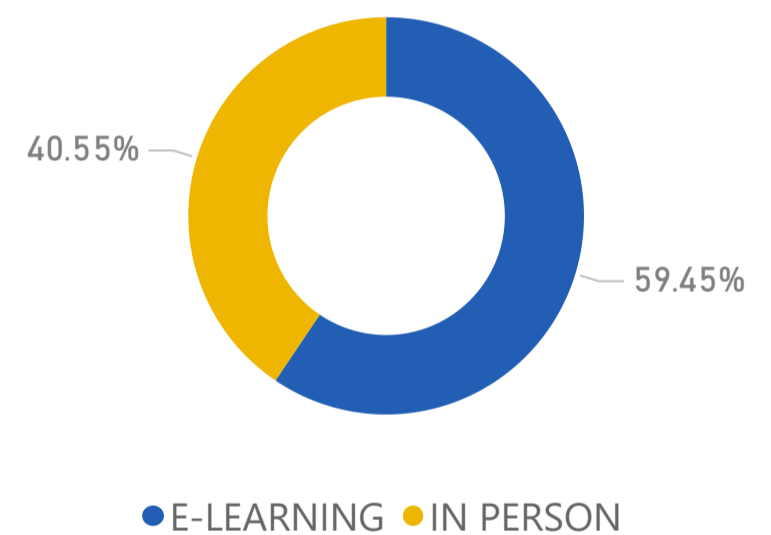


### INTEGRATION COURSES

Enrollments  
**5799**

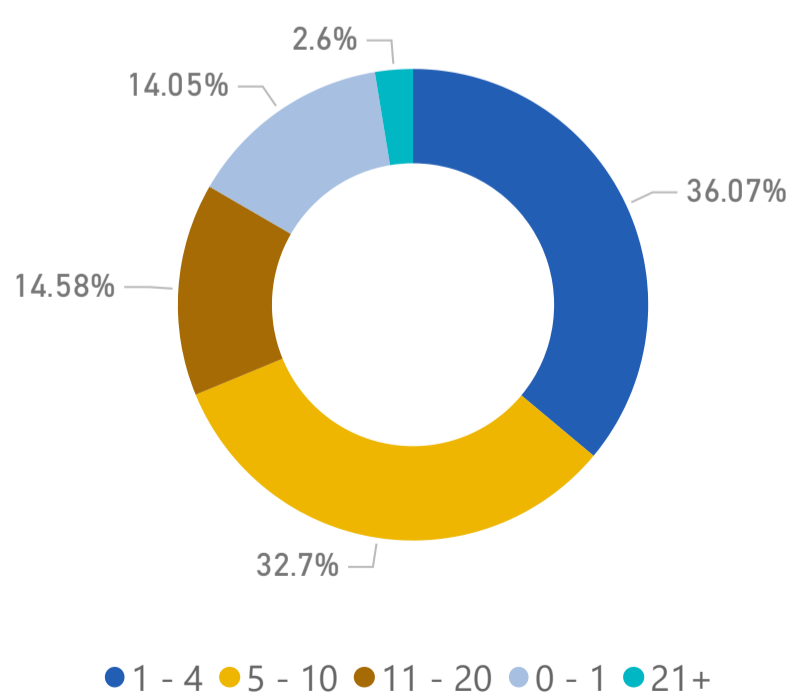
Current Students  
**2706**

#### EDUCATION MODALITY




### EMPLOYABILITY SUPPORT

#### YEARS OF PROFESSIONAL EXPERIENCE



Job Counselling Sessions  
**5632**

#### JOB COUNSELLING PER GENDER



#### SKILLS PROFILING RESULT - EDUCATION LEVEL

Education Level (ISCED 2011)	#
Primary education	871
Upper secondary education	824
Lower secondary education	790
Early childhood education	531
Bachelor	529
Post-secondary non tertiary education	92
Short cycle tertiary education	53
Master's	32
Doctoral	1
<b>Total Profiled</b>	<b>3723</b>